

Dovetail® Pan Promoter Enrichment Panels



Dovetail® Pan Promoter Enrichment Panels target over 84,000 and 47,000 for human and mouse promoter sequences respectively offering comprehensive coverage of the promoter landscape. This inclusive design offers a genome-wide view of interactions anchored at known promoter sites enabling the detection of promoter specific interactions such as promoter-enhancer and promoter-promoter contacts.

What is Target Enrichment?

Next-generation sequencing (NGS) is an extremely powerful tool for capturing genome-wide genetic information. However, more narrowly focused approaches may be more suitable for many situations where the hypothesis is clearly and more narrowly defined, reducing overall study costs. This can be accomplished by hybridizing the sequencing library to capture probes that target pre-selected genomic regions and 'pulling down' the captured duplexes prior to sequencing, thereby enriching your library for genomic regions of interest. The result is a reduction in sequencing required to meet the sequence coverage goal for your targeted regions.



Benefits of Promoter Capture

1. **Comprehensive coverage:** cover > 98% of known promoters in human and mouse
2. **Cost Savings:** reduce sequencing burden over 90%

Assay	Fold Coverage	PE Reads (Human)	Savings over Hi-C**
Hi-C	160X	1.6 B	0%
Micro-C	80X	800 M	50%
Pan Promoter Panel	250X*	150 M	92%

*Coverage calculated as read-pair per probe

**Calculated on HiSeq X @ \$1,200 per lane

3. **Higher statistical power:** fewer tests with more observations per test (many-to-all view)
4. **Easily integrate into your existing workflow:** no changes to the upfront proximity ligation workflow

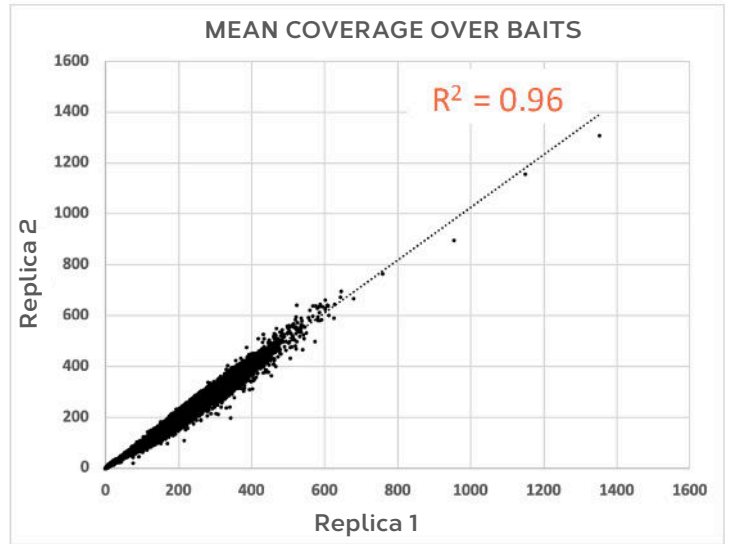
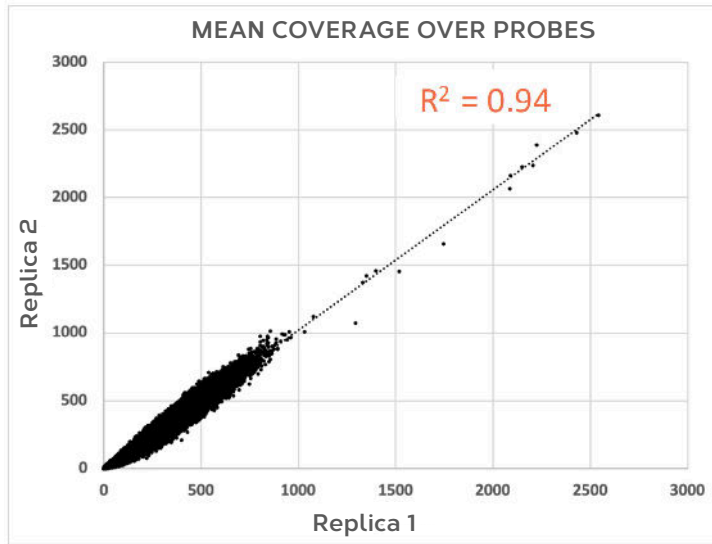
To place an order or for more information:

visit us at www.dovetailgenomics.com or send an email to info@dovetail-genomics.com

Dovetail® Pan Promoter Enrichment Panels

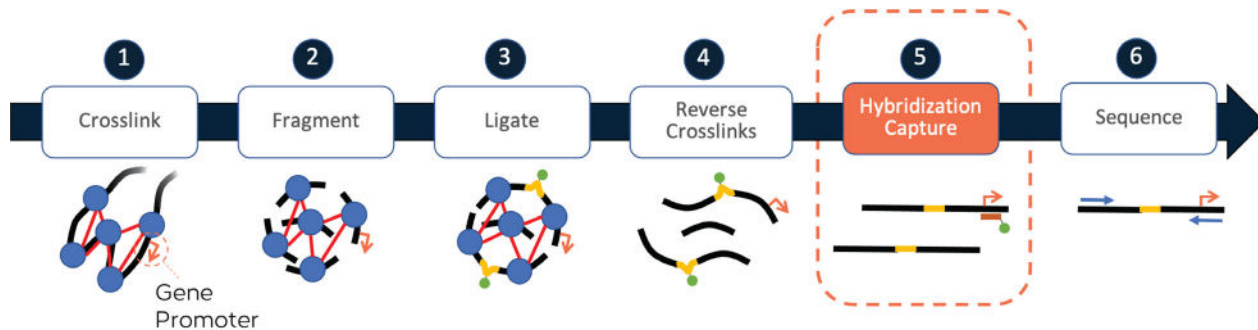
5. Highest resolution: Not limited by RE fragment length & distribution

High Enrichment Reproducibility



Easily Integratable into Your Workflow

Since hybridization capture is performed on the final proximity ligation libraries immediately prior to sequencing, there are no changes to the upfront proximity ligation workflow. In fact, existing Dovetail® Omni-C® and Micro-C libraries can be target enriched without the need to create new libraries for this purpose.



Specifications

Enrichment Rxns	4 with up to 8 libs multiplexed/rxn
Maximum # Libraries	32
Validated Samples	Human or Mouse
Compatible Kits	Dovetail® Omni-C® & Micro-C Kits
Labeling	Research Use Only



Ordering Information

Product Name	Product Code
Dovetail® Human Pan Promoter Kit	25013
Dovetail® Mouse Pan Promoter Kit	25014

Want more information? Please use the QR code to access the full product page and to request a quote.

